WALTER SCOTT

INTERNATIONAL EQUITY STRATEGY

31 December 2025

Investment approach

Company focus
Unconstrained, rigorous in-house company research is based on our consistently applied philosophy and process. We only select those businesses which meet our stringent investment criteria, regardless of their geography or industry.

Team approach
We invest as a team. Our longtenured, experienced investment team challenges and debates all proposals.

Investment horizon
We invest for the long term in order to exploit the power of compound growth. Our research process is designed to identify well-managed, enduring and resilient companies, taking all relevant factors into account.

20-year cumulative performance

% Returns in CAD as at 31 December 2025

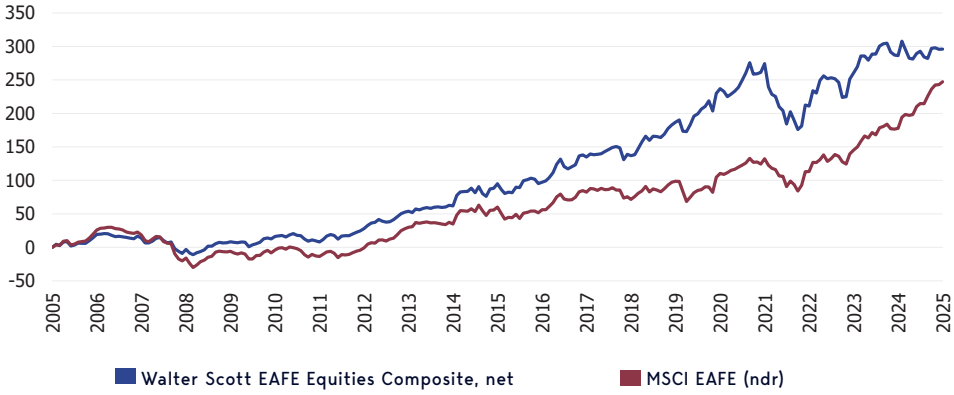

Annualised performance

Returns in CAD % 31 December 2025	1 year	3 years	5 years	10 years	15 years	20 years	25 years	30 years
Walter Scott EAFE Equities Composite, net	2.5	8.4	3.3	7.3	8.5	7.1	5.8	6.9
MSCI EAFE (ndr)	25.1	17.7	10.5	8.0	8.9	6.4	5.0	5.7

Calendar year performance

Returns in CAD % as at 31 December 2025	2025	2024	2023	2022	2021	2020	2019	2018	2017	2016
Walter Scott EAFE Equities Composite, gross	3.2	7.9	16.6	-16.4	11.8	18.3	21.8	1.5	19.7	2.0
Walter Scott EAFE Equities Composite, net	2.5	7.2	15.9	-16.9	11.1	17.5	21.0	0.9	19.0	1.3
MSCI EAFE (ndr)	25.1	13.2	15.1	-8.2	10.3	5.9	15.8	-6.0	16.8	-2.5
Excess Returns (net vs index)	-22.6	-6.0	0.8	-8.7	0.8	11.6	5.2	6.9	2.1	3.8

Past performance is not a guide to future performance and returns may also increase or decrease as a result of currency fluctuations.

Source: Walter Scott (Strategy), MSCI (Index). Gross performance returns do not reflect the deduction of investment advisory fees which if applied would reduce returns but they do reflect the reinvestment of dividends and/or other earnings. Net performance returns reflect the deduction of a model management fee of 0.65% per annum and the reinvestment of dividends and/or other earnings. Please refer to the back page for further information. Walter Scott International Equities Composite is also known as the Walter Scott EAFE Equities Composite.

MSCI EAFE is used as a comparative index for this strategy for illustrative purposes. The strategy does not aim to replicate the composition or performance of the comparative index.

Walter Scott claims compliance with the Global Investment Performance Standards (GIPS®). GIPS® is a registered trademark of CFA Institute. CFA Institute does not endorse or promote this organization, nor does it warrant the accuracy or quality of the content contained herein.

For use by institutional investors only. Not for use with the general public.

Strategy overview

The International Equity strategy aims to provide investors with a favourable real rate of return over the long term by investing in a portfolio of leading companies located outside of the US. Stocks are selected through fundamental, in-house company analysis.

The portfolio will typically consist of 40-60 world-class companies we consider capable of generating superior real returns over the long-term. These will be companies which we believe demonstrate exceptional and durable growth, profitability and balance sheet characteristics.

Our unconstrained approach typically leads to portfolios that bear little or no resemblance to any stock market index.

C$91.4bn firm wide AUM
C$37.3bn international equity strategy AUM
Composite inception date: 30 June 1985

Portfolio characteristics

	Portfolio
Number of Securities	50
Operating Margin	15.3%
ROE	14.1%
Net Debt to EBITDA*	1.4
P/E Ratio (NTM)	21.1x
Dividend Yield**	1.9%
Active Share	84%
Portfolio Turnover (Typical Annual Range)†	5%-15%

Source: Walter Scott, FactSet & MSCI. Portfolio Characteristics are subject to change and are based on a Walter Scott EAFE Equity representative portfolio as at 31/12/25.
*Net Debt to EBITDA figure excludes securities from the financial sector.
**Dividend yield is MSCI defined and calculated based on current holdings. Portfolio dividend yield reflects the deduction of a model management fee of 0.65% per annum.
†Based on the last 10 calendar years of representative portfolio turnover. Please see Portfolio Characteristics definition overleaf.

Top ten stocks

Stock	% of portfolio
Taiwan Semiconductor	4.6
ASML	4.0
Inditex	3.5
AIA Group	3.4
Air Liquide	3.0
LVMH	3.0
Compass Group	2.7
Alimentation Couche-Tard	2.7
Infineon Technologies	2.7
Keyence	2.5

Sector

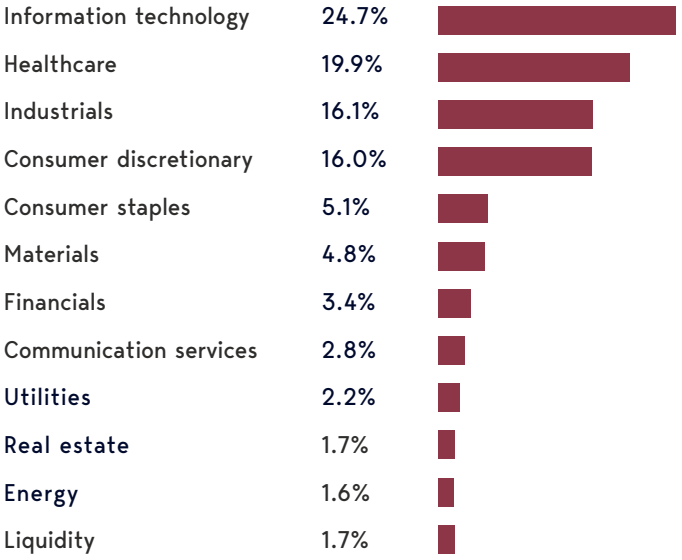

Region

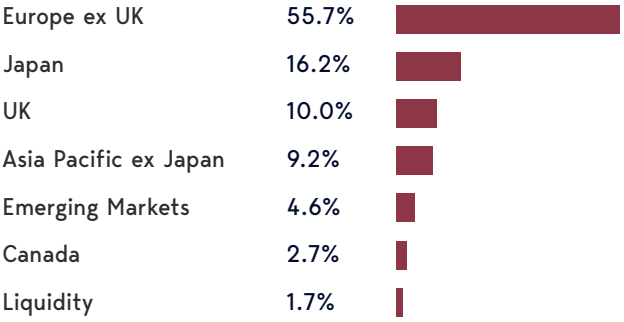

Source: Walter Scott, EAFE Equity representative portfolio as at 31/12/25 used to demonstrate Top Ten Stocks, Sector and Region information. The representative portfolio adheres to the same investment approach as the Walter Scott EAFE Equity Strategy. All holdings are subject to change. Information is historical and may not reflect current or future portfolio's. Percentages may not equal 100% due to rounding.

This information should not be considered a recommendation to purchase or sell any security. The data shown should not be relied upon as a complete listing of the strategy's holdings as information on particular holdings may be withheld. There is no assurance that any securities shown will remain in a portfolio at the time you receive this factsheet or that securities sold have not been repurchased. It should not be assumed that the holdings listed were or will prove to be profitable or that the investment decisions Walter Scott makes in the future will be profitable or will equal the investment performance illustrated.

Firm definition

Walter Scott & Partners Limited ("Walter Scott") is an investment management firm authorised and regulated in the United Kingdom by the Financial Conduct Authority in the conduct of investment business. Walter Scott is a non-bank subsidiary and 100% owned by The Bank of New York Mellon Corporation. All operations are based in Edinburgh, Scotland with a client service presence in the United States. Walter Scott is responsible for portfolios managed on behalf of pension plans, endowments and similar institutional investors.

Explanatory notes

To receive a list of composite descriptions of Walter Scott and/or GIPS® reports, please email clientservice@walterscott.com or contact the Client Management team using the telephone number or address shown at the end of this document.

Composite description

This composite includes all global ex USA portfolios that are predominantly invested in large and mid-cap equities. Portfolios within the composite typically hold 40 to 60 stocks.

Fees

Net of management fee composite returns are calculated by deducting a model fee from the gross return. Actual management fees may differ from the model fees used and performance-based fees may result in higher fees than model fees applied. The model fee rate is higher than the 10-year average actual composite fee rate as at 31 December 2024. The model rate deducted is equivalent to the highest fee rate that would be charged to the intended audience. For further details of fee rates see Part II of Form ADV.

Portfolio characteristics definitions

Portfolio turnover is calculated based on purchases and sales arising from investment decisions (i.e. excluding investment activity due to cash flows), relative to the average portfolio market value (calculated using month-end values) over the reporting period. The calculation is performed monthly, and longer-term figures are derived by aggregating the monthly results. The typical annual range is based on the last 10 calendar years of representative portfolio turnover. Prior to 2023, portfolio turnover was calculated based on all purchases and sales, less inflows and outflows, relative to the portfolio average market value over the reporting period. Please contact us on clientservice@walterscott.com for further information on the methodologies used in the calculation of the portfolio characteristics shown.

Benchmark definition

MSCI EAFE: a global equity benchmark that represents large and mid-cap equity performance across developed markets countries excluding North America. It is not directly exposed to emerging markets. Further information can be found at www.msci.com.

Key investment risks

Equities are subject to market, market sector, market liquidity, issuer, and investment style risks, to varying degrees. **Small and midsized company stocks tend** to be more volatile and less liquid than larger company stocks as these companies are less established and have more volatile earnings histories. Investing in **foreign denominated and/or domiciled securities** involves special risks, including changes in currency exchange rates, political, economic, and social instability, limited company information, differing auditing and legal standards, and less market liquidity. These risks generally are greater with emerging market countries.

Investment return and principal value of an investment will fluctuate, so that when an investment is sold, the amount returned may be less than that originally invested.

Important regulatory information

This information is for institutional investors only. This is a financial promotion. The factsheet is provided for general information only and should not be construed as investment advice or a recommendation. This information does not represent and must not be construed as an offer or a solicitation of an offer to buy or sell securities, commodities and/ or any other financial instruments or products. **This document may not be used for the purpose of an offer or solicitation in any jurisdiction or in any circumstances in which such offer or solicitation is unlawful or not authorised.**

Walter Scott & Partners Limited (Walter Scott) is authorised and regulated in the **United Kingdom** by the Financial Conduct Authority.

Walter Scott is also registered as an investment adviser in the **US** with the Securities and Exchange Commission (SEC). Securities offered in the **US** by BNY Mellon Securities Corporation (BNYMSC), a registered broker-dealer. Investment advisory products offered in the US through BNYMSC employees acting in their capacity as associated investment adviser representatives of BNYMSC.

Walter Scott is registered in **Canada** as an Exempt Market Dealer (EMD) (through which it offers certain investment vehicles on a private placement basis) in all Canadian provinces and is also availing itself of the International Adviser Exemption (IAE) in these same provinces with the exception of Prince Edward Island. Each of the EMD registration and the IAE are in compliance with National Instrument 31- 103, Registration Requirements, Exemptions and Ongoing Registrant Obligations.

In **Australia**, this material is provided on the basis that you are a wholesale client as defined within s761G of the Corporations Act 2001. Walter Scott is registered as a foreign company under the Corporations Act 2001. It is exempt from the requirement to hold an Australian Financial Services License under the Corporations Act 2001 in respect of these services provided to Australian wholesale clients.

In **South Africa**, Walter Scott is registered as a Foreign Financial Services Provider with the Financial Sector Conduct Authority. FSP No. 9725.

Calls to Walter Scott & Partners Limited may be recorded in line with applicable laws and regulations and for training and monitoring purposes.

1.0_COM002707-003_14/01/2026



WALTER SCOTT

Walter Scott & Partners Limited, One Charlotte Square, Edinburgh EH2 4DR
Tel: +44 (0)131 225 1357 · Fax: +44 (0)131 225 7997
clientservice@walterscott.com · www.walterscott.com

Registered in Scotland 93685. Registered Office as above.
Authorised and regulated by the Financial Conduct Authority.

FCA Head Office: 12 Endeavour Square, London E20 1JN · www.fca.org.uk

BNY | INVESTMENTS